

TAYLORMADE SOLAR SOLUTIONS PRIVATE LIMITED

AHMEDABAD

ANNUAL REPORT

2012-2013

: AUDITOR:

**H. R. ABHANI & CO.
CHARTERED ACCOUNTANTS
AHMEDABAD
MOBILE: 9824121594**

TAYLORMADE SOLAR SOLUTIONS PRIVATE LIMITED

BOARD OF DIRECTORS:

NAME	DESIGNATION
Neera Dharmendra Gor	Director
Jayesh N. Shah	Director
Samir Patel	Director
Avani Samir Patel	Director

AUDITORS : H. R. ABHANI & CO.
CHARTERED ACCOUNTANTS
AHMEDABAD

REGISTERED OFFICE : 705, Sapath-II,
S. G. Highway Road,
Bodakdev,
Ahmedabad – 380 054

Neera Gor

TAYLORMADE SOLAR SOLUTIONS PRIVATE LIMITED

NOTICE

NOTICE is hereby given that the 3rd Annual General Meeting of the members of **TAYLOR MADE SOLAR SOLUTIONS PRIVATE LIMITED** will be held on at **3.30 p.m. Saturday, the 30th September, 2013** at the Registered Office of the Company at : 705, Sapath-II, S. G. Highway Road, Bodakdev, Ahmedabad – 380 054 to transact the following business.

ORDINARY BUSINESS

1. To receive, consider and adopt the Audited Balance Sheet as at 31st March, 2013, and the Profit & Loss Account for the period ended on that date, together with the Auditors' and Directors' Reports thereon.
2. To appoint Auditors and to fix their remuneration.

On behalf of the Board of Directors



Mr. Jayesh N. Shah
Director

Registered Office:

705, Sapath-II,
S. G. Highway Road,
Bodakdev,
Ahmedabad – 380 054

NOTES:-

A Member entitled to attend and vote the meeting is entitled to appoint a proxy to attend and vote instead of himself and the proxy need not be a Member of the Company. Proxies, in order to be effective, must be deposited at the registered office of the company, not later than forty-eight hours before the time of the Annual General Meeting.

PLACE: Ahmedabad

DATE: 05.09.2013

TAYLORMADE SOLAR SOLUTIONS PRIVATE LIMITED

DIRECTORS' REPORT

TO
THE MEMBERS OF
TAYLORMADE SOLAR SOLUTIONS PRIVATE LIMITED
VERAVAL

Your Directors have great pleasure to present herewith the First Annual Report along with Audited Accounts and Report of the Auditors thereon for the period ended on 31st March, 2012.

FINANCIAL RESULTS

PARTICULARS	PERIOD ENDED 31.03.2013 (Amount in Rs.)
Total Income	10836110
Total Expenditure	10694014
Income / Loss before tax	142096
Provision for tax	26825
Provision for Deferred Tax	-274
Profit / loss after Tax	115545
Less : Opening Balance of Reserves & Surplus	NIL
Add : Opening Balance of Profit & Loss A/c	87967
Profit / loss transferred to Balance Sheet	203515

N. S. J. K.

SHARE CAPITAL

Paid up Share Capital of the Company is Rs. 100000/- consisting of 10000 shares of Rs. 10/- each.

OPERATIONS

The Company was incorporated as on 28/07/2010 as a private limited Company. The Company had started the business of Manufacturing of Solar Systems and to provide turnkey solution for the same in the state as well as other states. As time to time now the company is search the area of other business and expand the business in other territories outside the country also.

DIVIDEND

Your directors have not recommended any dividend for the period under review in view of further expansion.

DIRECTORS

During the period under review, there was no change in Directors.

DEPOSITS

The Company has not accepted any deposits from public till 31st March, 2013.

CONSERVATION OF ENERGY, TECHNOLOGY ABSORPTION AND FOREIGN EARNING AND OUTGO

The particulars relating to Conservation of Energy, Technology Absorption and Foreign Exchange Earning and Outgo, pursuant to Section 217(1)(e) of the Companies Act, 1956 read with Rule 2 of the Companies (Disclosures of Particulars in the Report of Board of Directors) Rules, 1988 are NIL.

EMPLOYEES

During the period under review, there was no employee in respect of whom information as per section 217 (2A) of the Companies Act, 1956, read with the Companies (Particulars of Employees) Rules, 1975 is required to be given in the Directors' Report.

AUDITORS

M/s H. R. Abhani & Co., Chartered Accountants, Ahmedabad Auditors of the Company, holds the office until the conclusion of the ensuing Annual General Meeting and is recommended for reappointment. The auditors' remarks are self-explanatory.

Handwritten signature: N/Ayok S.A.S.

DIRECTORS' RESPONSIBILITY STATEMENT

As required under Section 217 (2AA), your Directors confirm that:-

(i) In the preparation of the annual accounts, the applicable accounting standards have been followed along with proper explanations.

(ii) The Directors have selected such accounting policies and applied them consistently and made judgments and estimates that are reasonable and prudent so as to give a true and fair view of the state of affairs of the Company as on 31st March, 2013 and of the profit or loss of the Company for the period ended 31st March, 2013.


(iii) The Directors have taken proper and sufficient care for the maintenance of adequate accounting records in accordance with the provisions of the Companies Act, 1956 for safeguarding the assets of the Company and for preventing and detecting fraud and other irregularities.

(iv) The Directors have prepared the annual accounts on a going concern basis.

ACKNOWLEDGEMENT

Your Directors have pleasure in recording their appreciation of the devoted services of all the employees of the company in furthering its activity. The Company is also thankful to Statutory Auditor and Banker for their suggestions and co-operations.

On behalf of the Board of Directors



Mr. Jayesh N. Shah
Director

PLACE: Ahmedabad

DATE: 05.09.2013



H. R. ABHANI & CO.

Chartered Accountants

AUDITOR'S REPORT

TO THE MEMBERS OF:


TAYLORMADE SOLAR SOLUTIONS PRIVATE LIMITED

AHMEDABAD

We have audited the attached Balance Sheet of **TAYLORMADE SOLAR SOLUTIONS PRIVATE LIMITED** as at 31st March, 2013 and the Profit and Loss Account of the Company for the period ended on that date. These financial statements are the responsibility of the Management of the Company. Our responsibility is to express an opinion on these financial statements based on our audit.

1. We conducted our audit in accordance with generally accepted auditing standards in India. These Standards require that we plan and perform the audit to obtain reasonable assurance whether the financial statements are prepared, in all material respects, in accordance with an identified financial reporting framework and are free of material misstatements. An audit includes, examining on a test basis, evidence supporting the amounts and disclosures in the financial statements. An audit also includes assessing the accounting principles used and significant estimates made by management, as well as evaluating the overall financial statements. We believe that our audit provides a reasonable basis for our opinion.

2. This report does not include a statement on the matters specified in paragraph 4 of the Companies (Auditor's Report) Order, 2003, issued by the Department Of Company Affairs, in terms of section 227(4) of the Companies Act, 1956, since in our opinion and according to the information and explanations given to us, the said Order is not applicable to the company.





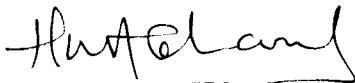
H. R. ABHANI & CO.


Chartered Accountants

Further to above

- a) We have obtained all the information and explanations which to the best of our knowledge and belief were necessary for the purpose of our audit.
- b) In our opinion, proper books of account as required by law have been kept by the Company, so far as appears from our examination of such books.
- c) The Balance sheet and Profit and Loss Account referred to in this report are in agreement with the books of account.
- d) In our opinion, the Balance-sheet & Profit And Loss Account of the company read together with the notes on the accounts in Schedule - 4, comply with the Accounting Standards referred in to Sub Section (3C) of Section 211 of the Companies Act, 1956.
- e) In our opinion and to the best of our information and according to the explanations given to us, the said Balance Sheet and Profit & Loss Account read together with the notes thereon give the information required by the Companies Act, 1956 in the manner so required and give a true and fair view in conformity with the accounting principles generally accepted in India:
 - i. In so far as it relates to the Balance Sheet, of the state of affairs of the Company as at 31st March, 2013 and
 - ii. In so far as it relates to the Profit and Loss Account, for the period ended on that date.

FOR, **H. R. ABHANI & CO.**
CHARTERED ACCOUNTANTS


CA HITEN ABHANI
PROPRIETOR
M. No. : 132275, FRN: 131422W



PLACE: AHMEDABAD

DATE: 05.09.2013

TAYLOR MADE SOLAR SOLUTIONS PRIVATE LIMITED

705, SAPATH-II, BODAKDEV, S. G. HIGHWAY ROAD, AHMEDABAD-380 054
BALANCE SHEET AS AT 31ST MARCH, 2013

Particulars	Sch. No.	Figures as at the end of current reporting period	Figures as at the end of previous reporting period
I. EQUITY AND LIABILITIES			
(1) Shareholder's Funds			
(a) Share Capital	1	100,000	100,000
(b) Reserves and Surplus	2	203,512	87,967
(c) Money received against share warrants		-	-
(2) Share Application money pending allotment			
(3) Non-Current Liabilities			
(a) Long-Term Borrowings	3	4,384,590	4,641,584
(b) Deferred Tax Liabilities (Net)		13,013	13,287
(c) Other Long Term Liabilities		-	-
(d) Long Term Provisions		-	-
(4) Current Liabilities			
(a) Short-Term Borrowings	4	-	373,000
(b) Trade Payables	5	3,086,500	1,809,006
(c) Other Current Liabilities	6	1,494,255	3,157,028
(d) Short-Term Provisions	7	10,000	10,000
Total Equity & Liabilities		9,291,870	10,191,872
II. ASSETS			
(1) Non-Current Assets			
(a) Fixed Assets			
(i) Gross Block	8	2,874,034	2,874,034
(ii) Depreciation		822,779	501,258
(iii) Net Block		2,051,255	2,372,776
(b) Non-current investments	9	221,400	1,100,400
(c) Deferred tax assets (net)		-	-
(d) Long term loans and advances	10	341,550	127,000
(e) Other non-current assets	11	-	-
(2) Current Assets			
(a) Current investments	12	-	-
(b) Inventories	13	4,577,000	4,000,238
(c) Trade receivables	14	590,250	2,297,734
(d) Cash and cash equivalents	15	1,437,247	148,604
(e) Short-term loans and advances	16	68,756	138,503
(f) Other current assets		4,412	6,617
Total Assets		9,291,870	10,191,872

NOTES TO ACCOUNTS

Schedules referred to above and notes attached there to form an integral part of Balance Sheet

This is the Balance Sheet referred to in our Report of even date.

FOR H. R. ABHANI & CO.

CHARTERED ACCOUNTANTS


FOR TAYLOR MADE SOLAR SOLUTIONS PRIVATE LIMITED

(CA. HITEN ABHANI)

PROPRIETOR

Membership No. : 132275

Firm Reg. No.: 131422W



Neera D. Gor
Neera D. Gor
(DIRECTOR)

Jayesh N. Shah
Jayesh N. Shah
(DIRECTOR)

PLACE: AHMEDABAD

DATED: 05.09.2013

TAYLOR MADE SOLAR SOLUTIONS PRIVATE LIMITED

705, SAPATH-II, BODAKDEV, S. G. HIGHWAY ROAD, AHMEDABAD-380 054

PROFIT & LOSS STATEMENT FOR THE PERIOD ENDED ON 31ST MARCH, 2013

Sr. No	Particulars	Sch. No.	Figures as at the end of current reporting period	Figures as at the end of previous reporting period
I	Revenue from operations	17	10,676,041	9,169,117
II	Other Income	18	160,069	101,031
III	III. Total Revenue (I +II)		10,836,110	9,270,148
IV	Expenses:			
	Cost of materials consumed	19	9,171,993	8,318,126
	Purchase of Stock-in-Trade		-	-
	Changes in inventories of finished goods, work-in-progress and Stock-in-Trade	20	(576,762)	(2,089,690)
	Employee Benefit Expense	21	755,450	406,336
	Financial Costs	22	22,154	39,656
	Depreciation and Amortization Expense	23	323,726	347,482
	Other Administrative Expenses	24	997,453	2,143,293
	Total Expenses (IV)		10,694,014	9,165,203
V	Profit before exceptional and extraordinary items and tax	(III - IV)	142,096	104,945
VI	Exceptional Items		-	-
VII	Profit before extraordinary items and tax (V - VI)		142,096	104,945
VIII	Extraordinary Items		-	-
IX	Profit before tax (VII - VIII)		142,096	104,945
X	Tax expense:			
	(1) Current tax		26,825	19,415
	(2) Deferred tax		-	13,287
XI	Profit(Loss) from the period from continuing operations	(IX-X)	115,545	72,243
XII	Profit/(Loss) from discontinuing operations		-	-
XIII	Tax expense of discounting operations		-	-
XIV	Profit/(Loss) from Discontinuing operations (XII - XIII)		-	-
XV	Profit/(Loss) for the period (XI + XIV)		115,545	72,243
XVI	Earning per equity share:			
	(1) Basic		11.55	7.22
	(2) Diluted		11.55	7.22


Schedules referred to above and notes attached there to form an integral part of Profit & Loss Statement

This is the Profit & Loss Statement referred to in our Report of even date.

FOR H. R. ABHANI & CO.
CHARTERED ACCOUNTANTS

FOR TAYLOR MADE SOLAR SOLUTIONS PRIVATE LIMITED

H. R. Abhani
(CA. HITEN ABHANI)
PROPRIETOR
Membership No. : 132275
Firm Reg. No.: 131422W



Neera D. Gor
Neera D. Gor
(DIRECTOR)

Jayesh N. Shah
Jayesh N. Shah
(DIRECTOR)

PLACE: AHMEDABAD
DATED: 05.09.2013

TAYLOR MADE SOLAR SOLUTIONS PRIVATE LIMITED

Schedules Forming Integral Part of the Balance Sheet as at 31st March, 2013

Schedule : 1 Share Capital

Sr. No	Particulars	Current Year	Previous Year
1	AUTHORIZED CAPITAL 10,000 Equity Shares of Rs. 10/- each.	100,000	100,000
		100,000	100,000
2	ISSUED, SUBSCRIBED & PAID UP CAPITAL <i>To the Subscribers of the Memorandum</i> 10000 Equity Shares of Rs. 10/- each, Fully Paid up Share capital	100,000	100,000
	Total in	100,000	100,000

Schedule : 2 Reserve & Surplus


Sr. No	Particulars	Current Year	Previous Year
8	Surplus (Profit & Loss Account) Balance brought forward from previous year	87,967	-
	Add: Profit for the period	115,545	87,967
	Total in	203,512	87,967

Schedule : 3 Long Term Borrowings

Sr. No	Particulars	Current Year	Previous Year
1	Bonds / Debentures	-	-
2	Term Loan - From Bank - From Other Parties	-	-
3	Deferred Payment Liabilities	-	-
4	Deposit	-	-
5	Loans & Advances From Related Parties	4,384,590	4,641,584
6	Long Term Maturities of Finance lease obligation	-	-
7	Loans From Directors	-	-
8	Other Loans & Advances	-	-
	Total in	4,384,590	4,641,584

Schedule : 4 Short Term Borrowings

Sr. No	Particulars	Current Year	Previous Year
1	Loan Repayable on Demand - From Bank - From Other Parties	-	373,000
2	Loans & Advances From Related Parties	-	-
3	Deposits	-	-
4	Others	-	-
	Total in	-	373,000



Handwritten signature

TAYLOR MADE SOLAR SOLUTIONS PRIVATE LIMITED

Schedules Forming Integral Part of the Balance Sheet as at 31st March, 2013

Schedule : 5 Trades Payable

Sr. No	Particulars	Current Year	Previous Year
<u>-Sundry Creditors for Materiel/Supplies:</u>			
1	A. B. Traders	0	2,037
2	Adrash Road Carrier	50,500.00	-
3	Arsiwala's	54750	64,750
4	Asha Hardware	0	1,761
5	Concept Stationary And Printers	9,980.00	-
6	D. R. Enterprise	66439	74,271
7	Dhanesh Industries	30250	30,250
8	Dharam International(purchase)	60,000.00	-
9	Dharmick Insulators	0	21,507
	Dhaval Engg. Works	397,695.00	-
9	Divya Enterprise	0	8,582
10	Gobind Industries	0	1,100
11	Gujarat Hardware & Electricals	0	0
12	Gurunanak Machinery Stores	0	0
13	Hanee Traders	52837	102,837
14	Heat Max Engg.	131250	131,250
	I. K. Electricals	0	41,582
15	India Bearings & Food	5000	5,000
16	Kamal Metal Udhog	33705	33,705
17	Krishna Traders	430159	430,159
18	Kwality Machine Tools	0	0
19	M. B. Enterprise	73879	103,879
20	Makadia Traders	0	9,163
	Micronix inc.	0	34,447
21	Minali Trading Company	17272	17,272
22	Neelkanth Agencies	13618	28,618
23	Neelkanth Engg.	0	500
24	Nokia Priority	0	0
25	Pankaj Plastics	0	41,900
26	parag electronics	23,036.00	-
27	Patel Enterprise	88980	70,494
28	Perfect Industrial Services	0	78,624
	R.Natvarlal	285,047.00	-
29	Rajendra Prashad Tiwari	0	5,000
30	Rajpu Industrial Protection Service	5,000.00	-
31	Regency Travellers	0	10,782
32	Remi Steel House	7628	7,628
33	Riya Engineering Works	23984	23,984
34	Rutvi Steel	11615	11,615
35	S.B Sales	70,760.00	-
36	Shankara Pipes India Ltd.	0	0
37	Shatrunjay Trading Co.	0	2,680
	Shiva Engineering Works	0	19,650
38	Shree Ganesh Hardware and Electricals	51716	30,600
39	Shree Ganesh Timber Industries	0	3,820
40	Shree Sainath TransportCo.(ADUPT0613P)	14550	19,550
41	Shreeji Motors	0	800
42	Sobha Enterprise	0	1,040
43	Standard Conduits Pvt.Ltd.	26000	26,000
44	Star Enterprise	787,500.00	-
45	Strar Enterprise	218271	264,563
46	Trident Motors	0	0
47	Universal Sales Agency	0	360
48	Vikas Electric & Hardware	24175	24,175
49	Vvas Technical Centre	9500	9,500
50	Welknown Brothers	0	13,571
51	Yamuna Packagin g	11,403.00	-
	sub total - (a)	3,086,500	1,809,006
<u>-Sundry Creditors for Services:</u>			
1	Creditors for Expenses	-	-
	sub total - (b)	-	-
	Total in	3,086,500	1,809,006



NA Jor

TAYLOR MADE SOLAR SOLUTIONS PRIVATE LIMITED

Schedules Forming Integral Part of the Balance Sheet as at 31st March, 2013

Schedule : 6 Other Current Liabilities			
Sr. No	Particulars	Current Year	Previous Year
1	Advances Received Against Orders	1,064,975	2,827,961
2	CST Payable	174,278	14,239
3	Income Tax Payable	26,825	19,415
4	Provision For Audit Fees	45,000	29,500
5	Provision For Rent	28,520	-
6	provision for worker's salary	80,274	-
7	Provisions For Salaries	23,500	200,000
8	TDS Payable	50,883	65,913
	Total in	1,494,255	3,157,028

Schedule : 7 Short Term Provisions			
Sr. No	Particulars	Current Year	Previous Year
1	<u>Provision For Employees Benefit</u> EPF Payable	-	-
2	<u>Others</u> Electricity & Power Charges Payable Telephone Expenses Payable	5,000 5,000	5,000 5,000
	Total in	10,000	10,000



Handwritten signature/initials


TAYLOR MADE SOLAR SOLUTIONS PRIVATE LIMITED



Schedules Forming Integral Part of the Balance Sheet as at 31st March, 2013

Schedule : 8 Fixed Asset

I. Fixed Assets

Sr. No	Particulars	Rate	Gross Block				Depreciation				Net Block	
			Value at the beginning	Addition during the year	Deduction during the year	Value at the end	Value at the beginning	Addition during the year	Deduction during the year	Value at the end	WDV as on 31.12.2012	WDV as on 31.03.2013
I	Tangible Assets											
1	Plant & Machineries	13.91%	2,574,425	-	-	2,574,425	457,816	294,420	-	752,236	2,116,609	1,822,189
2	Electric Installations	20.00%	113,082	-	-	113,082	27,749	17,067	-	44,816	85,333	68,266
3	Dies, Stores, Instruments (Dead Stock)	0.00%	139,563	-	-	139,563	-	-	-	-	139,563	139,563
4	Computer	40.00%	31,500	-	-	31,500	12,600	7,560	-	20,160	18,900	11,340
5	Mobile	20.00%	15,464	-	-	15,464	3,093	2,474	-	5,567	12,371	9,897
	SUB TOTAL (A)		2,874,034	-	-	2,874,034	501,258	321,521	-	822,779	2,372,776	2,051,255
II	Intangible Assets		-	-	-	-	-	-	-	-	-	-
	SUB TOTAL (B)		-	-	-	-	-	-	-	-	-	-
III	Capital Work-in-progress		-	-	-	-	-	-	-	-	-	-
	SUB TOTAL (C)		-	-	-	-	-	-	-	-	-	-
IV	Intangible Assets Under Development		-	-	-	-	-	-	-	-	-	-
	SUB TOTAL (D)		-	-	-	-	-	-	-	-	-	-
	Total [A + B + C + D] (Current Year)		2,874,034	-	-	2,874,034	501,258	321,521	-	822,779	2,372,776	2,051,255
	(Previous Year)		-	2,874,034	-	2,453,540	-	501,258	-	155,981	-	2,297,559



TAYLOR MADE SOLAR SOLUTIONS PRIVATE LIMITED

Schedules Forming Integral Part of the Balance Sheet as at 31st March, 2013

Schedule : 9 Non Current Investment

Sr. No	Particulars	Current Year	Previous Year
1	FD with Vijaya Bank	206,400	1,085,400
2	NSC	15,000	15,000
	Total in	221,400	1,100,400

Schedule : 10 Long Term Loans and Advances


Sr. No	Particulars	Current Year	Previous Year
I)	Capital Assets		
	a) Secured, Considered Good :	-	-
	b) Unsecured, Considered Good :	-	-
	c) Doubtful	-	-
II)	Security Deposit		
	a) Secured, Considered Good :		
	Earnest Money Deposit	271,550	77,000
	Other Deposit	50,000	50,000
	b) Unsecured, Considered Good :	-	-
	c) Doubtful	-	-
III)	Loans & Advances to related parties	-	-
IV)	Other Loans & Advances	20,000	-
	Total in	341,550	127,000

Schedule : 11 Other Non Current Assets

Sr. No	Particulars	Current Year	Previous Year
1	Long Term Trade Recievables	-	-
	a) Secured, Considered Good :	-	-
	b) Unsecured, Considered Good :	-	-
	c) Doubtful	-	-
2	Others	-	-
	Total in	-	-

Schedule :12 Current Investment

Sr. No	Particulars	Current Year	Previous Year
	NOT APPLICABLE		
	Total in	-	-



N. S. Y. C.

TAYLOR MADE SOLAR SOLUTIONS PRIVATE LIMITED

Schedules Forming Integral Part of the Balance Sheet as at 31st March, 2013

Schedule : 13 Inventories

Sr. No	Particulars	Current Year	Previous Year
1	Finished Goods	4,577,000	4,000,238
	Total in	4,577,000	4,000,238

Schedule : 14 Trade Receivables


Sr. No	Particulars	Current Year	Previous Year
1	Outstanding for more than six months		
	a) Secured, Considered Good :	-	-
	b) Unsecured, Considered Good :	-	-
	c) Doubtful	-	-
2	Others		
	a) Secured, Considered Good :	590,250	2,297,734
	b) Unsecured, Considered Good :	-	-
	c) Doubtful	-	-
	Total in	590,250	2,297,734

Schedule : 15 Cash & Cash Equivalent

Sr. No	Particulars	Current Year	Previous Year
1	Cash-in-Hand		
	Cash Balance	693,715	106,127
	Petty Cash Balance	-	-
	Sub Total (A)	693,715	106,127
2	Bank Balance		
	With Vijaya Bank - Ahmedabad	730,517	40,516
	With Vijaya Bank - Valsad	1,878	1,961
	COSMOS BANK	11,137	-
	Sub Total (B)	743,532	42,477
3	Cheques on Hand		
	(C)	-	-
	Total [A + B + C]	1,437,247	148,604

Schedule :16 Short Terms Loans and Advances

Sr. No	Particulars	Current Year	Previous Year
1	Loans & Advances from related parties		
	a) Secured, Considered Good :		
	Advance to Associate Concerns	-	-
	b) Unsecured, Considered Good :		
	c) Doubtful		
2	Others		
	<i>Advance Recoverable in cash or in kind or for value to be considered good</i>		
	Advance to Suppliers	60,000	121,774
	Advance Income Tax/Refund Due	8,756	16,729
	Balance With Revenue Authorities (Indirect Taxes)	-	-
	Prepaid Expenses	-	-
	Total in	68,756	138,503



Handwritten signature

TAYLOR MADE SOLAR SOLUTIONS PRIVATE LIMITED

Schedules Forming Part of the Profit & Loss Accounts as at 31st March, 2013

Schedule : 17 Revenue from Operations

Sr. No	Particulars	Current Year	Previous Year
1	OGS Sales	9,632,349	8,425,654
2	Export Sales	-	28,263
3	Job Work Receipts	151,500	715,200
4	Local Sales 4%	892,192	-
	Total in	10,676,041	9,169,117

Schedule : 18 Other Income

Sr. No	Particulars	Current Year	Previous Year
1	Interest on FDR's	84,169	47,775
2	Other Receipts	75,900	53,256
	Total in	160,069	101,031

Schedule : 19 Cost of Material Consumed


Sr. No	Particulars	Current Year	Previous Year
a)	PURCHASES OF RAW MATERIALS AND STORES		
1	Purchases @ 12.5%	21,674	440,469
2	Purchases @ 4%	4,290,452	2,300,196
3	Purchases @ 5.25%	-	33,705
4	Purchases (Against C Form)	-	883,466
5	Other Purchases	161,699	110,996
6	Purchase CST 6.5%	352,297	-
7	Purchase 14.5%	40,175	-
8	Purchase @2%	943,219	-
9	CST/VAT on Purchase	125,295	-
	Sub-total (a)	5,934,811	3,768,832
b)	DIRECT/PRODUCTIONS EXPENSES		
	Other Site & Factory Expenses	321,755	350,815
	Packing, Freight & Forwarding	244,148	480,473
	Power & Fuel	45,639	277,026
	Processing Labour Charges	1,249,454	2,079,999
	Rent Factory(priti tailor)	347,325	-
	Repair & Maintenance	98,070	59,726
	Salary for Factory Employees	850,791	1,301,255
	Security Expenses	80,000	-
	Sub-total (b)	3,237,182	4,549,294
	Total in	9,171,993	8,318,126

Schedule : 20 Change in Inventories

Sr. No	Particulars	Current Year	Previous Year
1	Opening Stock	4,000,238	1,910,548
2	Closing Stock	4,577,000	4,000,238
	Total in	(576,762)	(2,089,690)

Schedule : 21 Employment Benefit Expenses

Sr. No	Particulars	Current Year	Previous Year
1	Salaries, Bonus, PF & ESIC	390,450	406,336
2	Directors Remuneration	365,000	-
	Total in	755,450	406,336



Handwritten signature

TAYLOR MADE SOLAR SOLUTIONS PRIVATE LIMITED

Schedules Forming Part of the Profit & Loss Accounts as at 31st March, 2013

Schedule :22 Financial Cost


Sr. No	Particulars	Current Year	Previous Year
1	Bank Charges	22,154	31,641
2	Other Financial Charges	-	8,015
	Total in	22,154	39,656

Schedule : 23 Depreciation & Amortised Cost

Sr. No	Particulars	Current Year	Previous Year
1	Depreciation	321,521	345,277
2	Preliminary Expenses W/O	2,205	2,205
	Total in	323,726	347,482

Schedule : 24 Other Administrative Expenses

Sr. No	Particulars	Current Year	Previous Year
1	Accounting Charges	26,475	30,000
2	Advertisement Expenses	-	7,450
3	Auditors Remuneration	50,000	35,000
4	Bonus	92,935	59,775
5	Business Development Expenses	86,066	116,087
6	Care Rating Fess	-	198,646
7	Commision Expenses	-	3,381
8	Conveyance Expenses	90,850	65,733
9	CST Paid	-	-
10	Donation	-	6,953
11	Education Cess	2,089	-
12	Hotel Expenses	-	5,728
13	Income Tax	-	7,140
14	Insurance Expenses	-	23,405
15	Interest on tax	667	-
16	Interest on TDS	6,001	-
17	Interest on VAT Payable	-	-
18	Internet Charges	11,121	10,528
19	ISO Certificate Charges	-	10,000
20	Legal Fees	31,562	61,396
21	Membership Fees	9,625	-
22	Mobile Bill Expenses	-	11,445
23	Municipal Tax	3,930	13,466
24	NSIC Expenses	-	10,000
25	Office Expenses	116,735	63,720
26	Postage Expenses	12,908	20,800
27	Professional Fees	32,072	20,000
28	Registration Charges	-	30,000
29	Rent	-	300,000
30	Security Charges	-	60,000
31	Staff Welfare Expenses	39,775	149,210
32	Stationery Expenses	37,861	78,214
33	Sweeper Expenses	35,670	-
34	Telephoe Expenses	86,198	121,583
35	Tender Fee	-	34,305
36	Testing Fee	-	10,000
37	Training Expenses	-	11,712
38	Travelling Expenses	217,713	517,916
39	Vat Panelty	7,200	-
40	Vat Tax	-	28,200
41	Web Desining Expenses	-	21,500
	Total in	997,453	2,143,293



Handwritten signature

TAYLOR MADE SOLAR SOLUTIONS PRIVATE LIMITED

Break-up of Schedule Items appearing in Balance Sheet as at 31st March, 2013

A Term Loan From Bank

Sr. No	Particulars	Current Year	Previous Year
	NOT APPLICABLE		
	Total in `	-	-

B Working Capital Loan from Bank

Sr. No	Particulars	Current Year	Previous Year
1	Vijaya Bank OD	-	373,000
	Total in `	-	373,000

C Loans & Advances From Related Parties

Sr. No	Particulars	Current Year	Previous Year
1	Dharmendara S Gor	2,906,790	3,505,784
2	Dharam International	1,477,800	1,135,800
	Total in `	4,384,590	4,641,584

D Loans From Directors

Sr. No	Particulars	Current Year	Previous Year
1	Neera D Gor	-	-
	Total in `	0	-

E Advance From Customers

Sr. No	Particulars	Current Year	Previous Year
1	Ramrao Public School	975,000	-
2	Gurudwara mandhan dhan deep singhji	89,975	-
3	B S Papers & Board Mills	-	1,900,000
4	Hindustan Vidhyut Products	-	780,461
5	VEDA	-	147,500
	Total in `	1,064,975	2,827,961

E Investment in Equity

Sr. No	Particulars	Current Year	Previous Year
	NOT APPLICABLE		
	Total in `	-	-

G Advance to Suppliers

Sr. No	Particulars	Current Year	Previous Year
	<u>-for Materiel/Supplies:</u>		
1	Shankara Infra Structure Material Pvt Ltd	60,000	0
2	S B Sales Corporation	-	60,000
3	Shankara Pipes India Limited	-	61,774
	Total in `	60,000	121,774

H Advance Income Tax/ Refind Due

Sr. No	Particulars	Current Year	Previous Year
1	TDS Receivable	8,756	16,729
	Total in `	8,756	16,729



N.S. HGR

TAYLOR MADE SOLAR SOLUTIONS PRIVATE LIMITED

Break-up of Schedule Items appearing in Balance Sheet as at 31st March, 2013

I Balance with Revenue Authorities under Indirect Taxes

Sr. No	Particulars	Current Year	Previous Year
	NOT APPLICABLE		-
	Total in	-	-

J Sister Concern/Inter-Corporate Loans:

Sr. No	Particulars	Current Year	Previous Year
	NOT APPLICABLE		-
	Total in	-	-

K Trade Receivables:

Sr. No	Particulars	Current Year	Previous Year
a)	<u>Outstanding for more than Six Months</u>		
	NOT APPLICABLE		
	Total (a)	-	-
b)	<u>Others</u>		
1	Ados Electronics	-	804,800
2	Chief Engineer, LEH	-	68,250
3	Daudayal Hotel Pvt. Ltd	-	89,508
4	Eco World Solar	-	27,000
5	Green Vision Solutions	-	6,000
6	Himachal police acadmy	8,400	-
7	Himurja, Shimla	-	125,520
8	Kargil Renewable Energy Development Agency	556,850	904,850
9	LSS Renewable Energy Company	-	160,000
10	Shree Badrika Ashram Dharmada Trust	-	18,400
11	Star Energy Dish Cookers	-	5,500
12	Steel Hacks Industries	-	6,000
13	Tra International	25,000	25,000
14	Vithal Solar Solutions	-	56,905
	Total (b)	590,250	2,297,733
	Total in	590,250	2,297,733



N. S. G. R.

TAYLORMADE SOLAR SOLUTIONS PRIVATE LIMITED

NOTES FORMING PART OF ACCOUNTS AS AT 31st MARCH, 2013

SIGNIFICANT ACCOUNTING POLICIES & NOTES FORMING PART OF ACCOUNTS

SIGNIFICANT ACCOUNTING POLICIES:

1. Basis of Accounting:

The accounts and financial statements have been prepared on historical cost basis of accounting and on going concern basis.

2. Recognition of Income and Expenditure:

All expenses and income to the extent considered payable and receivable respectively, unless specifically stated to be otherwise are accounted for on accrual basis, with keeping in view of the materiality concept.

3. Sales and Income:

- The sales are recorded when supply of goods or rendering of services takes place in accordance with terms of sale and on change of title in the goods and in inclusive / not inclusive of sales tax and excise duty.
- The commission income is recognized to the extent and as and when considered / found Receivable.

4. Purchases and Expenses:

- The purchases are shown net of Sales Tax / Purchase Tax excluding of excise duty.
- The major items of the expenses are accounted for on time / prorata basis and necessary provisions for the same are made.
- Salary / Allowances / Perquisites etc. included as and when payable. Gratuity expenses shall be debited as and when paid. Leave encashment expenses are considered as and when paid.

5. Fixed Assets:

The fixed assets are stated at the cost and related expenses like freight, taxes and other incidental and erection expenses are included.

6. Depreciation:

The depreciation is provided as per as per W.D.V. method of The Companies Act, 1956 on fixed assets.

7. Stock:

The Stock is Valued at Cost or Market Price whichever is Lower, the same has been valued and certified by directors



A handwritten signature in black ink, appearing to be "N. Singh", written over a horizontal line.

8. Deferred Tax:

In Current year deferred tax (Assets) / Liability of the company is Rs. 13013/-

9. Contingent Liability:

Contingent liabilities are not provided for in the books of accounts and, if any, are separately stated in the notes on accounts.

TAYLORMADE SOLAR SOLUTIONS PRIVATE LIMITED

NOTES FORMING PART OF ACCOUNTS:

1. The Company is incorporated on 28/07/2010.
2. The amounts in the Balance Sheet and Profit and Loss Account are rounded off to the nearest rupee.
3. This is the third year of commencement of business.
4. In the opinion of the Board, the Current Assets, Loans & Advances have a value of realization in the ordinary course of business at least equal to the amount at which they are stated in the above Balance Sheet. The provisions for all known liabilities are adequate and not in excess of the amount reasonably necessary.
5. In the opinion of the Board, the Current Assets, Loans & Advances have a value of realization in the ordinary course of business at least equal to the amount at which they are stated in the above Balance Sheet. The provisions for all known liabilities are adequate and not in excess of the amount reasonably necessary.
6. All Parties balances are subject to their confirmation.

7. Auditors' Remuneration

Particulars	2012-13 (Rs)
Audit fees	50000
Total	50000



A handwritten signature in black ink, appearing to be "N. S. Joshi", with a horizontal line underneath it.

8. Earnings per share: -

Particulars	2012-13
A. Calculation of Weighted Average	
Number of Equity Shares of Rs.10/- each	
Number of shares at the beginning of the year	10000
Total number of shares at the end of the year	10000
Weighted average number of shares outstanding during the year (10000*365 Days/365 Days)	10000
B.Net Profit/ loss after tax available for Equity shareholders	115545
C. Basic & Diluted Earnings per share	
-Before Extra-Ordinary Items	11.55
-After Extra Ordinary Items	11.55

9. The information required as per Paragraph 4C of part 2 of schedule VI of the Companies Act, 1956, regarding Licensed Capacity. Installed capacity and actual production are Nil.

10. The information required as per paragraph 4D of part 2 of schedule VI of the Companies Act, 1956, regarding earnings in foreign currency and amount spent in foreign currency are Nil.

11. The information required as per Paragraph 3 of part 2 of schedule VI of the Companies Act, 1956, regarding quantitative information about the purchases made, the opening and closing stocks is Nil, as the same was not maintained by the company

12. Additional Information As Required Under PART IV Schedule VI to the Companies Act, 1956.

13. Balance Sheet Abstract and Company's General Business Profile

I. Registration Details

Registration No. U29307GJ2010PTC061759 State code 04

Balance Sheet Date 31/03/2013

II. Capital raised during the year (Amount in Rs.thousands)

Public Issue Nil Right Issue Nil

Bonus Issue Nil Private Placement Nil



N. S. Yek

III. Position of Mobilization and Deployment of Funds
(Amount in Rs. Thousands)

Total Liabilities 9291.87 Total Assets 9291.87

Sources of funds:

Paid-up capital 100 Profit and loss 203.51
Secured Loans NIL Unsecured Loans 4384.59
Current Liabilities 4590.75

Application of funds:

Net fixed Assets 2051.26 Investments 221.40
Current Assets 6677.67 Misc. Expenditure 4.41
Deferred Tax Assets NIL

Performance of Company (Amount in Rs. Thousands)


Turnover	10836.110
Total Expenditure	10694.014
(+/-) Profit / Loss before tax	142.096
(+/-) Profit / Loss after tax	115.545
Earnings per share (in Rupees)	11.55
Dividend Rate %	NIL

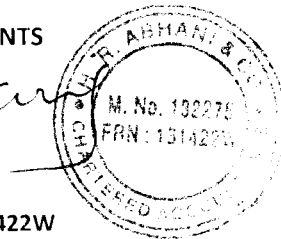
TAYLORMADE SOLAR SOLUTIONS PRIVATE LIMITED

SIGNATURES TO NOTES FORMING PART OF ACCOUNTS


As per our report of even date attached.

On behalf of the
For, H. R. ABHANI & Co.
CHARTERED ACCOUNTANTS


CA HITEN ABHANI
PROPRIETOR
M. No. : 132275, FRN: 131422W
PLACE: AHMEDABAD
DATE: 05.09.2013



Board of Directors


Mrs. Neera D. Gor
DIRECTORS


Jayesh N. Shah

PLACE: AHMEDABAD
DATE: 05.09.2013

TAYLORMADE SOLAR SOLUTIONS PRIVATE LIMITED
AHMEDABAD

LIST OF DIRECTORS ON THE DATE OF AGM

1) NEERA D GOR

4, Prerna Vihar Bungalow,
Opp. Hasubhai Park,
Near Ashopalav Party Plot,
Satellite, Ahmedabad-15.

2) JAYESH N SHAH

705, Sapath-II,
Opp. Rajpath Club,
S G Road,
Ahmedabad-380054

3) SAMIR K PATEL

305, Rudraksh Complex,
Halar Road,
Opp. Avabai School Playground,
Valsad-396 001.

4) AVANI S PATEL

305, Rudraksh Complex,
Halar Road,
Opp. Avabai School Playground,
Valsad-396 001.



Handwritten signature

**TAYLORMADE SOLAR SOLUTIONS PRIVATE LIMITED
AHMEDABAD**

LIST OF DIRECTORS ON THE DATE OF AGM

	<u>NO. OF EQUITY SHARES HELD</u>
1) DHARMENDRA S GOR	6000
4, Perna Vihar Bunglow, Opp. Hasubhai Park, Near Ashopalav Party Plot, Satellite, Ahmedabad-15.	
2) NEERA D GOR	3900
4, Perna Vihar Bunglow, Opp. Hasubhai Park, Near Ashopalav Party Plot, Satellite, Ahmedabad-15.	
3) JAYESH N SHAH	100
705, Sapath-II, Opp. Rajpath Club, S G Road, Ahmedabad-380054	



NDA yof